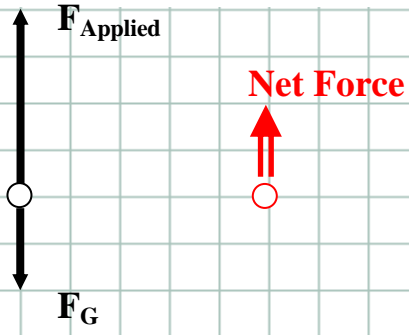


PHS 100: Practice Finding Net Force


Draw an arrow to represent the Net Force acting for each case. Also describe a situation for which the force diagram is applicable. The first one has been done for you.

1)

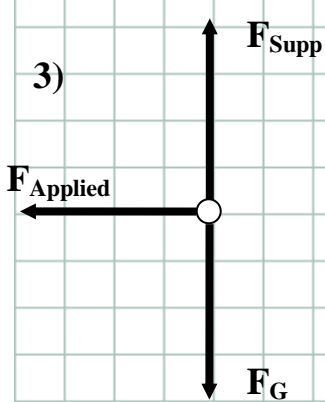


The net force from a big force up and a small force down is a small force up. This force diagram could apply to someone throwing a ball up- it would correspond to the time BEFORE the person released the ball. What would the force diagram look like after the person released the ball?

2)



3)



4)

